

STEP 1: CHOOSE YOUR FRAME & WHEEL TYPE

Available in **Ergo**, **Uni**, **Fold**, or **Fold L** frame styles, giving you the flexibility to choose the handle design that best fits your application, handling preference, load balancing needs.



ERGO

Provides excellent stair stability, perfect for transporting loads like water bottles, beer kegs, tire stacks, & more.



UNI

Features a classic hand truck design, perfect for transporting tall loads like beverage crates, copier paper, & file boxes.



FOLD

Foldable hand truck design, ideal for transporting compact equipment like washing machines, oxygen bottles, & more.




FOLD L

Extended frame hand truck design, ideal for transporting bulky loads like furniture, refrigerators, chair stacks, & more.

WHEEL TYPES

1 PNEUMATIC TIRES



Air-filled tires that provide excellent shock absorption & a smoother ride when navigating stairs, curbs, and uneven surfaces. Ideal for outdoor use and transporting delicate or unstable loads.

2 MICROCELLULAR TIRES



Flat-free foam tires with a microcellular structure that eliminate the risk of punctures. Durable & maintenance free, making them ideal for consistent performance in demanding indoor & industrial environments.

STEP 2: CHOOSE YOUR CAPACITY

Choose the LiftKar SAL Pro capacity that best matches your lifting requirements. Models are available in **240 Lb.**, **300 Lb.**, and **375 Lb. capacities**, allowing you to safely transport a wide range of loads while maintaining optimal balance, control, and stair-climbing performance.

LIFTKAR SAL PRO 240 CAPACITIES (Includes Battery & Charger)

SAL Pro Model	Part Number	Wheel Type	Dimensions	Max. Steps Per Min	Weight
Ergo	270910	Pneumatic	19" L / 18.5" W / 63" H	29-48 Steps/Min	42.7 Lb.
Ergo	270922	Microcellular	19" L / 18.5" W / 63" H	29-48 Steps/Min	42.7 Lb.
Uni	270912	Pneumatic	19" L / 17.5" W / 59" H	29-48 Steps/Min	41.8 Lb.
Uni	270924	Microcellular	19" L / 17.5" W / 59" H	29-48 Steps/Min	41.8 Lb.
Fold	270911	Pneumatic	19" L / 18" W / 61" H	29-48 Steps/Min	42.7 Lb.
Fold	270923	Microcellular	19" L / 18" W / 61" H	29-48 Steps/Min	42.2 Lb.
Fold L	270913	Pneumatic	19" L / 19" W / 64.5" H	29-48 Steps/Min	44.9 Lb.
Fold L	270925	Microcellular	19" L / 19" W / 64.5" H	29-48 Steps/Min	44.9 Lb.

LIFTKAR SAL PRO 300 CAPACITIES (Includes Battery & Charger)

SAL Pro Model	Part Number	Wheel Type	Dimensions	Max. Steps Per Min	Weight
Ergo	270914	Pneumatic	19" L / 18.5" W / 63" H	29-48 Steps/Min	42.7 Lb.
Ergo	270926	Microcellular	19" L / 18.5" W / 63" H	29-48 Steps/Min	42.7 Lb.
Uni	270916	Pneumatic	19" L / 17.5" W / 59" H	29-48 Steps/Min	41.8 Lb.
Uni	270928	Microcellular	19" L / 17.5" W / 59" H	29-48 Steps/Min	41.8 Lb.
Fold	270915	Pneumatic	19" L / 18" W / 61" H	29-48 Steps/Min	42.2 Lb.
Fold	270927	Microcellular	19" L / 18" W / 61" H	29-48 Steps/Min	42.2 Lb.
Fold L	270917	Pneumatic	19" L / 19" W / 64.5" H	29-48 Steps/Min	44.9 Lb.
Fold L	270929	Microcellular	19" L / 19" W / 64.5" H	29-48 Steps/Min	44.9 Lb.


LIFTKAR SAL PRO 375 CAPACITIES (Includes Battery & Charger)

SAL Pro Model	Part Number	Wheel Type	Dimensions	Max. Steps Per Min	Weight
Ergo	270918	Pneumatic	20" L / 18.5" W / 63" H	29-48 Steps/Min	42.7 Lb.
Ergo	270930	Microcellular	19" L / 18.5" W / 63" H	29-48 Steps/Min	42.7 Lb.
Uni	270920	Pneumatic	19" L / 17.5" W / 59" H	29-48 Steps/Min	41.8 Lb.
Uni	270932	Microcellular	19" L / 17.5" W / 59" H	29-48 Steps/Min	41.8 Lb.
Fold	270919	Pneumatic	19" L / 18" W / 61" H	29-48 Steps/Min	42.2 Lb.
Fold	270931	Microcellular	19" L / 18" W / 61" H	29-48 Steps/Min	42.2 Lb.
Fold L	270921	Pneumatic	19" L / 19" W / 64.5" H	29-48 Steps/Min	44.9 Lb.
Fold L	270933	Microcellular	19" L / 19" W / 64.5" H	29-48 Steps/Min	46.8 Lb.


STEP 3: CHOOSE YOUR TOE PLATE

Select the toe plate that best suits your load type and application. **The toe plate is NOT included with the base unit and must be selected separately.** Once chosen, add the toe plate part number to the base model number to complete your configuration.


Name	Toe Plate Part Number	Grooved or Smooth*	W X D	Weight
G	274164	Grooved	16.5" X 13.4"	4.6 Lbs.
GS	274165	Grooved	18.8" X 9.4"	4.1 Lbs.
LH	274166	Smooth	18.45" X 10.9"	3.7 Lbs.
GS-NG	274167	Smooth	18.74" X 9.4"	4.1 Lbs.
DS-NG	274168	Smooth	17.7" X 7.5"	4.1 Lbs.
WL	274169	Grooved	14" X 7"	2.2 Lbs.
XWL	274170	Grooved	23.25" X 7"	3.9 Lbs.



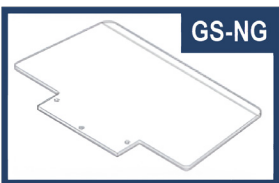
G



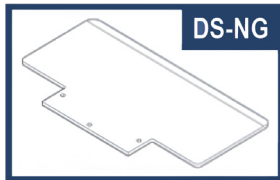
GS



LH




GS-NG



DS-NG



WL



LH

* **Grooved** - provides more friction to hold load in place.
* **Smooth** - slips more easily under load.

STEP 4: CHOOSE ACCESSORIES

Toe Plate Part Number	Part Number	Weight
Keg Hook	274174	1.2 Lbs.
Center Strap w/extra crossbar - Uni & Ergo Only	274175	1.1 Lbs.
Center Bar provides flat surface - Uni & Ergo Only	274176	1.8 Lbs.
56" Cargo Strap w/buckle	274177	1.1 Lbs.
100" Cargo Strap w/buckle	274178	1.1 Lbs.
137" x 2" Cargo Strap w/buckle	274199	1.5 Lbs.
Extension Wings (Uni, Ergo, Fold-L)	274180	3.3 Lbs.
Cigarette Lighter Charger	274181	0.9 Lbs.
Battery Retainer	274104	0.2 Lbs.
Lifting System (Uni, Ergo, Fold-L)	274237	51 Lbs.
Extra Battery	270901	0.5 Lbs.
Extra Battery Charger	270902	9.5 Lbs.
Panel/Window/Door Handle	274179	35.6 Lbs.



270901



270902



274174



274237



274179



274199

